

# DIGI PLEX EVO

## EVO48 / EVO192

### What's New V2.1





#### English

The following are the new features and options included in V2.1. They are not included in any manuals yet, therefore use this document in conjunction with the programming guide to program your panel.

- Support for the REM3 Hand-Held Two-Way Remote Keypad
- Support for the VDMP3 V1.1

#### Support for the REM3 Hand-Held Two-Way Remote Keypad

- In order for the REM3 to function with EVO V2.1 panels, RTX3 V1.5 and WinLoad V4.7 are required.

Using the button templates,  and  button functions can be assigned to different partitions. For example, if the user has access only to partitions 3 and 4, a template can be created where  buttons control partition 3, and  buttons control partition 4.

NOTE: Button definitions and partition / one-touch definitions are linked together to create a button template. For example, Template 0 is comprised of button definition [2900] together with partition / one-touch definition [2916].



To use REM3 templates:

- 1: Define the 16 button definitions in sections [2900] to [2915].
- 2: Define the 16 partition / one-touch definitions in sections [2916] to [2931].
- 3: Define which button template is used as the default template for remotes in section [2940].
- 4: Assign button templates to users in section [2941].



Entering Data:

2	9	1	6	P	a	r	a	m	e	t	e	r	s
(	0	F	)			(	1	2	*	*	*	*	*

	PGM Keys								Partitions**		One-Touch	
	PGM1 [9]	PGM2 [0]	PGM3 [x]	PGM4 [P]	PGM5 [●]	PGM6 [●]	PGM3&4 [x] + [✓]	PGM5&6 [●] + [●]			One-touch PGM Keys	One-touch Disarm Keys
Default data:	1*	B*	C*	0*	5	6	0	0	Default = 0 (all user's partitions)	Default = F (no partitions)	△ = Disabled (default) □ = Enabled	
Templates												
0 [2900]	___	___	___	___	___	___	___	___	[2916]	___	△ □	△ □
1 [2901]	___	___	___	___	___	___	___	___	[2917]	___	△ □	△ □
2 [2902]	___	___	___	___	___	___	___	___	[2918]	___	△ □	△ □
3 [2903]	___	___	___	___	___	___	___	___	[2919]	___	△ □	△ □
4 [2904]	___	___	___	___	___	___	___	___	[2920]	___	△ □	△ □
5 [2905]	___	___	___	___	___	___	___	___	[2921]	___	△ □	△ □
6 [2906]	___	___	___	___	___	___	___	___	[2922]	___	△ □	△ □
7 [2907]	___	___	___	___	___	___	___	___	[2923]	___	△ □	△ □
8 [2908]	___	___	___	___	___	___	___	___	[2924]	___	△ □	△ □
9 [2909]	___	___	___	___	___	___	___	___	[2925]	___	△ □	△ □
10 [2910]	___	___	___	___	___	___	___	___	[2926]	___	△ □	△ □
11 [2911]	___	___	___	___	___	___	___	___	[2927]	___	△ □	△ □
12 [2912]	___	___	___	___	___	___	___	___	[2928]	___	△ □	△ □
13 [2913]	___	___	___	___	___	___	___	___	[2929]	___	△ □	△ □
14 [2914]	___	___	___	___	___	___	___	___	[2930]	___	△ □	△ □
15 [2915]	___	___	___	___	___	___	___	___	[2931]	___	△ □	△ □

\*REM1/RAC1 and REM2/RAC2 remotes only use the data in these columns.

\*\* If "0" is entered, the associated buttons will control all partitions to which the user is assigned. If "F" is entered, the associated buttons will be disabled

## Template Data

Entry	Function	Entry	Function	Entry	Function
[0]	Button Disabled	[6]	Utility key 6	C = <b>[ARM]</b>	Utility Key 2
[1]	Regular Arm	[7]	N/A	D = <b>[DISARM]</b>	Utility Key 3
[2]	Stay Arm	[8]	Panic 1	E = <b>[BYP]</b>	Utility Key 4
[3]	Instant Arm	[9]	Panic 2	F = <b>[MEM]</b>	N/A
[4]	Force Arm	A = <b>[STAY]</b>	Panic 3		
[5]	Utility key 5	B = <b>[FORCE]</b>	Utility Key 1		

## Support for the VDMP3 V1.1

- In order for the VDMP3 V1.1 to function with an EVO system, the following firmware/software versions are required:
  - RTX3 V1.5
  - WinLoad V4.7
  - In-Field Firmware Programmer V2.3
- VDMP3 V1.1 allows you to record a short audio file to identify which installation has sent the message. For more information on this feature, refer to the VDMP3 V1.1 Instruction manual.
- VDMP3 V1.1 can also report a panel AC / battery trouble. The following option has been added in EVO V2.1:

### SECTION [3090]: VDMP3 Functions

#### Option

[3] *Report AC / battery trouble via VDMP3*

#### OFF

☐ Disabled

#### ON

☐ Enabled

